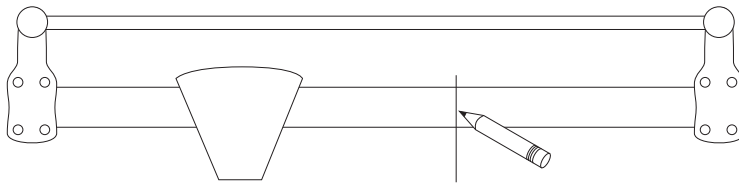


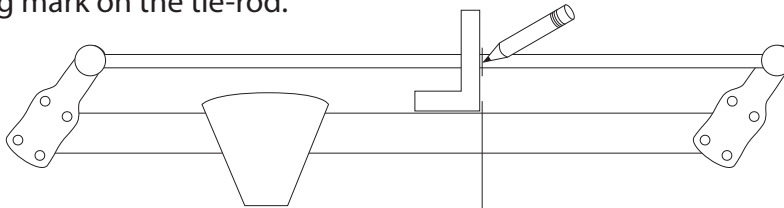
NOTE**It is imperative that the steering arms to be used are installed for this procedure. Use of arms with different dimensions will result in dramatically different numbers.

The cylinder's required stroke length can be determined using the following steps:

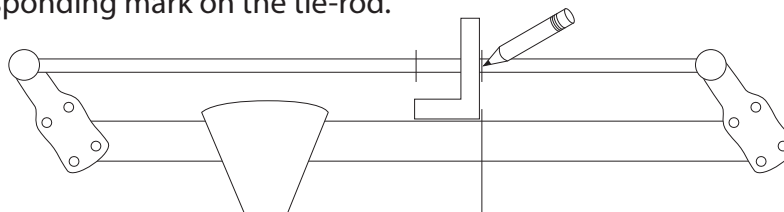
1. Make a reference mark on the axle tube.



2. Turn the wheels full right to the desired position. This does not have to be against the axle stop, allow clearance for shocks, springs, etc. The cylinder should be used as the stop, otherwise the power of the cylinder may damage other components. Using the reference mark as a guide, make a corresponding mark on the tie-rod.



3. Turn the wheels full left to the desired position. Again, this does not have to be against the axle stop, allow clearance for shocks, springs, etc. The cylinder should be used as the stop, otherwise the power of the cylinder may damage other components. Using the reference mark as a guide, make a corresponding mark on the tie-rod.



4. The distance between the two marks on the tie-rod is the stroke required for this application.

